



Ending homelessness
in Brisbane one person,
one family at a time

500 Lives 500 Homes
Impact Statement
2014 – 2017

34 Organisations

Organisations covering areas such as housing, health, homelessness, youth, mental health, disability, domestic violence, Indigenous services and aged care.

1 Vision

End homelessness one person,
one family at a time.

1 Goal

To house with appropriate support 500
households in 3 years.

In 2014, a coalition of government and non-
government agencies set a goal to house
500 individuals and families in three years.

The campaign began with a community-wide
registry where local agencies and volunteers
surveyed 961 families, young people and
adults in the Brisbane Local Government
area who were homeless or vulnerably
housed. Since then, a further 1,733 people
have been registered through the campaign.

Three years on, the campaign has exceeded
its goal by housing 580 individual and family
households.

The community has applied Housing First
principles to assist 373 individuals and
207 families with 430 children to end their
homelessness.

Thank you to all the volunteers, supporters
and donors who have committed their time
and resources to ending homelessness in
Brisbane one person, one family at a time.


2014–2017

Collective Outcomes

580 individuals and families
permanently housed

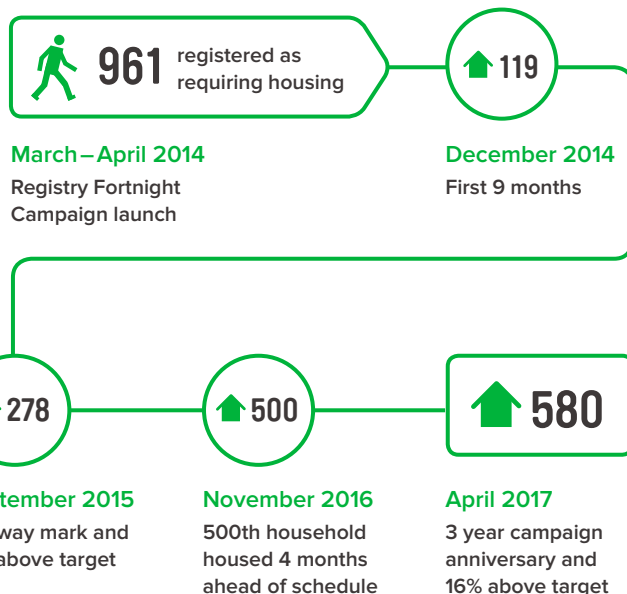


24% reduction in family
homelessness



32% reduction in rough
sleeping

based on individuals and families registered during the
500 Lives 500 Homes campaign (2014–2017)



2014–2017

Campaign Outcomes

With a **Housing First** approach, we know people by name and match them with appropriate services so they can be homeless for as short a period as possible, or be rapidly rehoused, and maintain their tenancy with appropriate support.

This is achieved by:



Access to affordable housing



Housing plus short-term support

Affordable housing with support from Specialist Homelessness Services.



Supportive housing

Affordable housing with ongoing support to sustain tenancy and quality of life.

2,694

were surveyed
from 2014–2017



14% young People aged under 25 years



54% individuals aged 25 or over



15% individuals aged 50 or over



32% families with accompanying children (these 1,523 children were not surveyed)



23% identified as Indigenous



50% Identified as male



49% identified as female



1% identified as transgender, intersex, X or unspecified

Partners

Anglicare SQ, Homelessness Services for Women and Children
Australian Red Cross
Big Issue
Brisbane Housing Company
Brisbane Youth Service
Centacare
CheckUP
Churches of Christ Care Housing Services
Common Ground Queensland
Footprints in Brisbane
Gateway Community Group Inc
Homeless Health Outreach Team, Queensland Health
Institute for Urban Indigenous Health
Kyabra Community Association
Local Government Association of Queensland
Mater Health Services
Micah Projects

New Farm Neighbourhood Centre
Nexxt
Ozcare
PHN Brisbane North
PHN Brisbane South
Queensland Council of Social Services
Queensland Department of Housing and Public Works
Queensland Injectors' Health Network
Queensland Police Service
Queensland Public Interest Law Clearing House
Salvation Army
Services Collaborating for Young People
Silky Oaks
Southside Community Care Inc
St Vincent De Paul Society
Supported Accommodation Providers Association Inc
Tzu Chi Foundation
Wesley Mission Brisbane

580 individuals and families were housed (1,010 people)

373 individuals

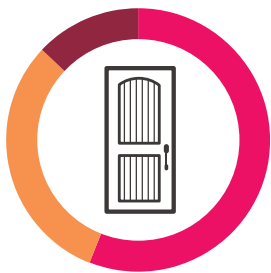
86 under 25

287 25 or over

207 families with 430 children

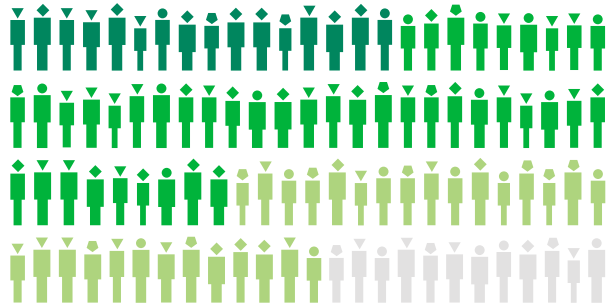
66 with a parent under 25

141 with a parent 25 or over



- 56% public housing
- 31% community housing
- 13% private and other housing

88% tenancies were sustained



- 16% No Support
- 43% Short-term Support
- 29% Long-term Support
- 3% Breach
- 2% Abandonment
- 2% Tenant Termination
- <1% Incarceration
- <5% Unknown

Figures based on 406 households that had moved into permanent housing at least 3 months prior to follow-up in February 2017.



2,694 individuals and families were surveyed 2014–17



580 were housed and matched with appropriate support



2,114 remain unassisted with housing by 500 Lives 500 Homes partners



Indicative cost of homelessness to Queensland Systems

March 2014 – March 2017

\$35,015,699

Health

\$27,404,210

Criminal justice

\$7,611,489

Self-reported Emergency Services Usage

by 2,694 individuals

2,878	Hospitalisations
3,977	Ambulance Transports
6,120	Presentations at Accident and Emergency
31,323	Interactions with Police



Potential costs of out-of-home-care

\$17,957,143

for number of children (334), not living with their family for a one-year period, for the 863 families surveyed during 500 Lives 500 Homes (2014–2017)

Indicative costs due to actual placement and duration not confirmed.

Out-of-home care costings based on Steering Committee for the Review of Government Service Provision. (2017). *Report on Government Services 2017*. Productivity Commission: Canberra

Health and justice costings based on six-month snapshots collected during the 500 lives 500 homes Campaign (2014-2017). *Costs for inpatient hospitalisation and A&E visit derived from the efficient pricing approach introduced with the National Health Reform Act 2011 (Cth), as implemented by the (Queensland) Department of Health (2013) for the 2013-2014 financial year. Cost for ambulance transport taken from gross actual costs per incident reported in Department of Community Safety 2012/2013 Annual Report.*

Ending Homelessness...

involves...

1. Preventing first time or episodic homelessness
2. Responding to crises as they occur in the shortest possible time
3. Sustaining tenancies

by using 5 strategies...

1. Know who's there and what they need
2. Implement coordinated entry system
3. Line up supply
4. Keep people housed
5. Integrate health

across the full life course.

- Antenatal | Infancy and Parenting | Childhood | Youth | Adulthood | Old Age

For more information on how you can be a part of Brisbane's Housing First journey, contact Micah Projects: karyn.walsh@micahprojects.org.au

Document Author: Janelle Kwong: Innovation, Performance and Evaluation Unit, Micah Projects

Citation Reference: Micah Projects. (2017). *500 Lives 500 Homes Impact Statement 2014–2017*. Brisbane, Queensland

This work is licensed under the Creative Commons Attribution-NonCommercial-NoDerivatives 4.0 International License.



Learning more

All resources and outcomes from the 500 Lives 500 Homes campaign can be found at: micahprojects.org.au/resources/fact-sheets

micahprojects.org.au | 500lives500homes.org.au

Ph 07 3029 7000

info@micahprojects.org.au

Supported by

